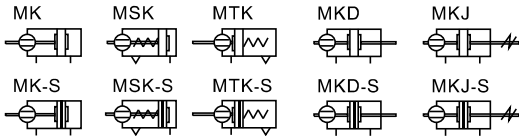


MK Series



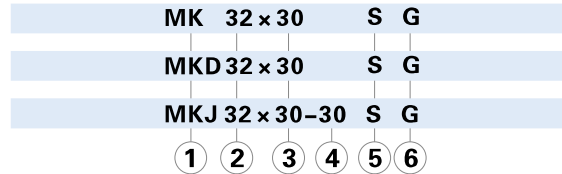
Symbol



Product feature

1. Manufactured by our enterprise.
2. There are several fixation ways for the cylinder, and also convenient to install and use.
3. Several cylinders can be assembled together to effectively save the installation space.
4. The guide precision of piston rod is high and no additional lubricant is needed.
5. Fixated block is attached to piston rod, which prevents it from rotating.
6. Various cylinders are available for your choice.
7. The seal material with high temperature resistance is adopted to guarantee the normal operation of cylinder at 150°C (Option).

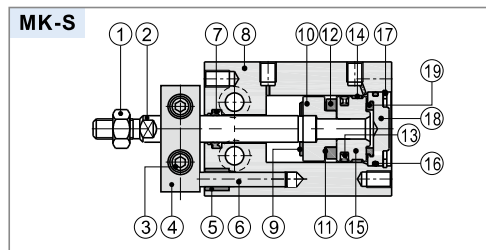
Ordering code



① Model	② Bore size	③ Stroke	④ Adjustable stroke	⑤ Magnet	⑥ Thread type [Note1]
MK: Multi-mount cylinder (Double acting no-rotating type)	6 10 16 20 25 32	Refer to stroke table for details	No this code	Blank: Without magnet S: With magnet	G: G Thread
MSK: Multi-mount cylinder (Single acting-push no-rotating type)					
MTK: Multi-mount cylinder (Single acting-pull no-rotating type)			10 20 30		
MKD: Multi-mount cylinder (Double rod no-rotating type)					
MKJ: Multi-mount cylinder (Adjustable stroke no-rotating type)					

[Note1] Standard thread is blank here.

Inner structure and material of major parts



NO.	Item	Material	NO.	Item	Material
1	Rod nut	Carbon steel	11	Magnet washer	NBR
2	Piston rod	Stainless steel	12	Magnet	Sintered metal (Neodymium-iron-boron)
3	Screw	Carbon steel	13	Piston seal	NBR
4	No-rotating plate	Aluminum alloy	14	Wear ring	Wear resistant material
5	Bushing	Brass	15	Piston	Aluminum alloy
6	Fixed rod	Stainless steel	16	O-ring	NBR
7	Rod packing	NBR	17	C-clip	Spring steel
8	Body	Aluminum alloy	18	Back cover	Aluminum alloy
9	Bumper	TPU	19	Bumper	TPU
10	Magnet holder	Aluminum alloy			

Specification

Bore size (mm)	6	10	16	20	25	32
Acting type	MK/MKD/MKJ		Double acting			
	MSK/MTK		Single acting			
Fluid	Air (to be filtered by 40μm filter element)					
Operating pressure	Double acting		0.15~1.0MPa (22~145psi)			
	Single acting		0.2~1.0MPa (28~145psi)			
Proof pressure	1.5MPa (215psi)					
Temperature °C	-20~70					
Speed range mm/s	Double acting: 30~500		Single acting: 50~500			
Stroke tolerance	+1.0 0					
Cushion type	Bumper					
Port size [Note]	M5×0.8					1/8"

[Note1] G thread is available.
Add) Refer to P528 for detail of sensor switch.

Stroke

Bore size (mm)		Standard stroke (mm)						Max. std. stroke		
6	Double acting	5	10	15	20	25	30	35	35	
	Single acting	5	10	15	20				20	
10	Double acting	5	10	15	20	25	30	35	35	
	Single acting	5	10	15	20				20	
16	Double acting	5	10	15	20	25	30	40	50	
	Single acting	5	10	15	20				20	
20	Double acting	5	10	15	20	25	30	40	50	60
	Single acting	5	10	15	20				20	
25	Double acting	5	10	15	20	25	30	40	50	60
	Single acting	5	10	15	20				20	
32	Double acting	5	10	15	20	25	30	40	50	60
	Single acting	5	10	15	20				20	

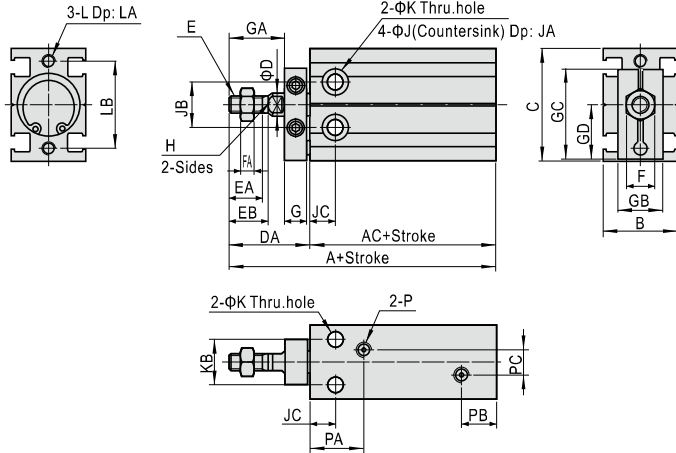
- Note) 1. Please contact the company for other special strokes.
2. The dimensions of non-std stroke cylinder has the same dimensions as the next longer stroke std. stroke cylinder. e.g. 23mm stroke cylinder has the same dimensions of 25 std. stroke cylinder.

Multi-mount cylinder

MK Series

Dimensions

MK

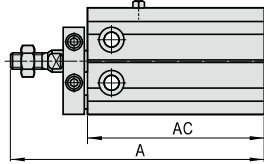


Bore size/Item	Without magnet		With magnet		B	C	D	DA	E
	A	AC	A	AC					
6	51	33	51	33	16.5	22	3	18	M3×0.5
10	57	36	57	36	16.5	24	4	21	M4×0.7
16	56	30	66	40	20	32	6	26	M5×0.8
20	65	36	75	46	26	40	8	29	M6×1.0
25	73	40	83	50	32	50	10	33	M8×1.25
32	84	42	94	52	40	62	12	42	M10×1.25

Bore size/Item	EA	EB	F	FA	G	GA	GB	GC	GD	H	J	JA
	6	7	8	5.5	2.5	8	9	11	19	10.9	-	6
10	10	11	7	2	8	12	13	20.5	11.9	-	6	5.5
16	11	12.5	8	4	8	17	13	26.5	15.9	5	7.5	6.5
20	12	14	10	5	8	20	16	32	19.8	6	9.5	8
25	15.5	18	12	6	10	22	19	40	24.8	8	9.5	9
32	19.5	22	17	6	12	29	24	49	30.8	10	11	11.5

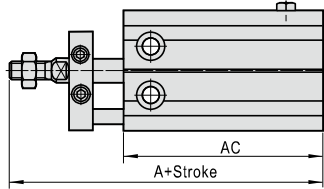
Bore size/Item	JB	JC	K	KB	L	LA	LB	P	PA	PB	PC
	6	10	7	3.3	7	M3×0.5	5	17	M5×0.8	14	10
10	11	7	3.3	9	M3×0.5	5	18	M5×0.8	15.5	10	-
16	14	7	4.5	12	M4×0.7	5	25	M5×0.8	14.5	10	3
20	16	9	5.5	16	M5×0.8	7.5	30	M5×0.8	19	9.5	9
25	20	10	5.5	20	M5×0.8	8	38	M5×0.8	21.5	8.5	12
32	24	11	6.5	24	M6×1.0	9	48	1/8"	23	12.5	13

MSK



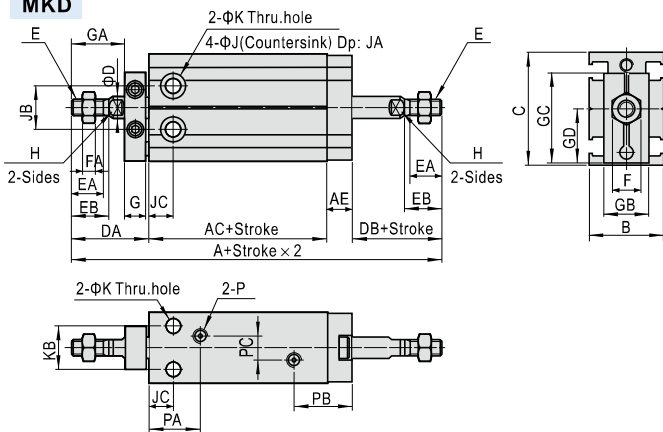
Item	A(Without magnet)				A(With magnet)				AC(Without magnet)				AC(With magnet)			
	5St	10St	15St	20St	5St	10St	15St	20St	5St	10St	15St	20St	5St	10St	15St	20St
6	61	66	76	81	61	66	76	81	43	48	58	63	43	48	58	63
10	67	72	82	87	67	72	82	87	46	51	61	66	46	51	61	66
16	71	76	91	96	81	86	101	106	45	50	65	70	55	60	75	80
20	80	85	100	105	90	95	110	115	51	56	71	76	61	66	81	86
25	88	93	108	113	98	103	118	123	55	60	75	80	65	70	85	90
32	99	104	119	124	109	114	129	134	57	62	77	82	67	72	87	92

MTK

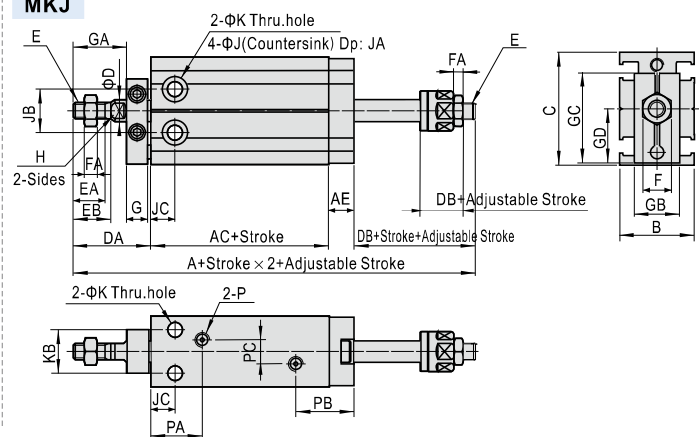


Remark) The unmarked dimension is the same as MK standard type.

MKD



MKJ



Bore size/Item	A(Without magnet)		A(With magnet)		AC (Without magnet)	AC (With magnet)	AE	B	C	D	DA	DB		E
	MKD	MKJ	MKD	MKJ								MKD	MKJ	
6	75	75	75	75	38	38	6	16.5	22	3	18	13	13	M3×0.5
10	79	78	79	78	36	36	6	16.5	24	4	21	16	14.7	M4×0.7
16	79.5	80.5	89.5	90.5	30	40	7.5	20	32	6	26	16	17	M5×0.8
20	93	95	103	105	36	46	9	26	40	8	29	19	21	M6×1.0
25	105	107	115	117	40	50	9	32	50	10	33	23	25	M8×1.25
32	121	121	131	131	42	52	10	40	62	12	42	27	27	M10×1.25

Bore size/Item	EA	EB	F	FA	G	GA	GB	GC	GD	H	J	JA	JB	JC	K	KB	P	PA	PB	PC
	6	7	8	5.5	2.5	8	9	11	19	10.9	-	6	5	10	7	3.3	7	M5×0.8	14	16
10	10	11	7	2	8	12	13	20.5	11.9	-	6	5.5	11	7	3.3	9	M5×0.8	15.5	16	-
16	11	12.5	8	4	8	17	13	26.5	15.9	5	7.5	6.5	14	7	4.5	12	M5×0.8	14.5	17.5	3
20	12	14	10	5	8	20	16	32	19.8	6	9.5	8	16	9	5.5	16	M5×0.8	19	18.5	9
25	15.5	18	12	6	10	22	19	40	24.8	8	9.5	9	20	10	5.5	20	M5×0.8	21.5	17.5	12
32	19.5	22	17	6	12	29	24	49	30.8	10	11	11.5	24	11	6.5	24	1/8"	23	22.5	13